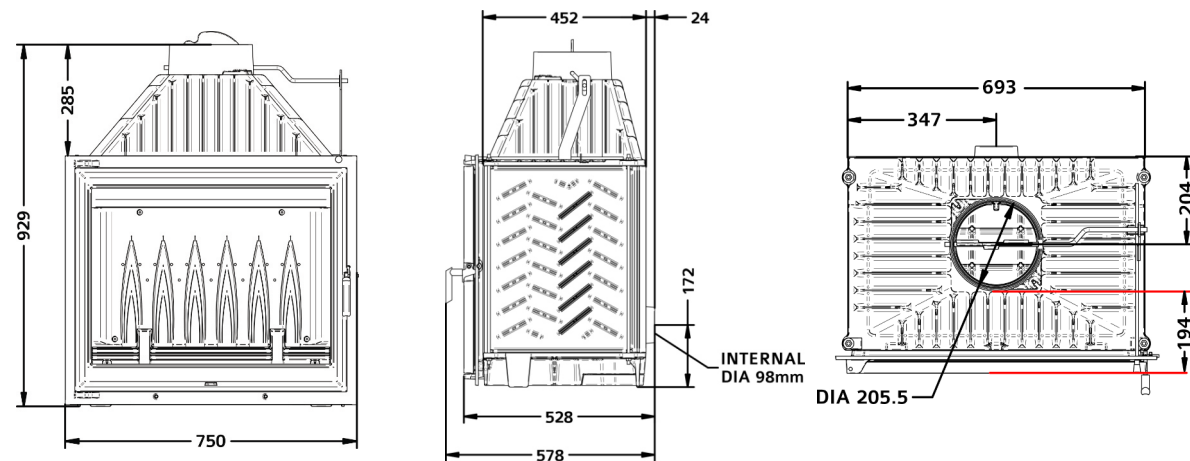
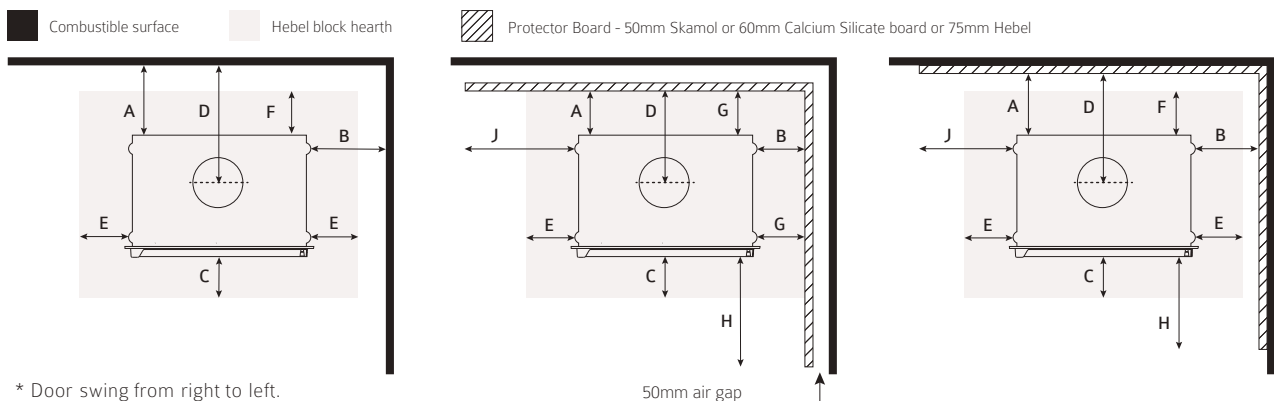


# SIENA MKIII 750GF

## APPLIANCE DIMENSIONS



## CLEARANCE TO COMBUSTIBLES



Crate Size		815 x 630 x 1050	Gross Weight	272 KG	Net Weight	236KG
				Combustible surface	Protector Board with 50mm air gap	Protector Board attached to the combustible wall
A	Rear of heater to rear wall			1150	200	400
B	Side of heater to side wall			875	150	300
C	Hearth extension from the glass opening*			700	700	700
D	Centre of flue to rear wall			1339	389	589
E	Hearth extension from the side of the heater			200	200 & G	200
F	Hearth extension from the rear of the heater			200	Refer to G dim.	200
G	Hearth extension towards the Protector			N/A	Extend up to the Protector Board	Refer to E & F
H	Protector Board extension from glass opening			N/A	900	900
J	Protector Board extension on rear wall			N/A	500	500
	Protector Board height from hearth			N/A	1900	1900
	Hearth thickness directly below the appliance			150	150	150
	Hearth thickness extending beyond the appliance*			50	50	50

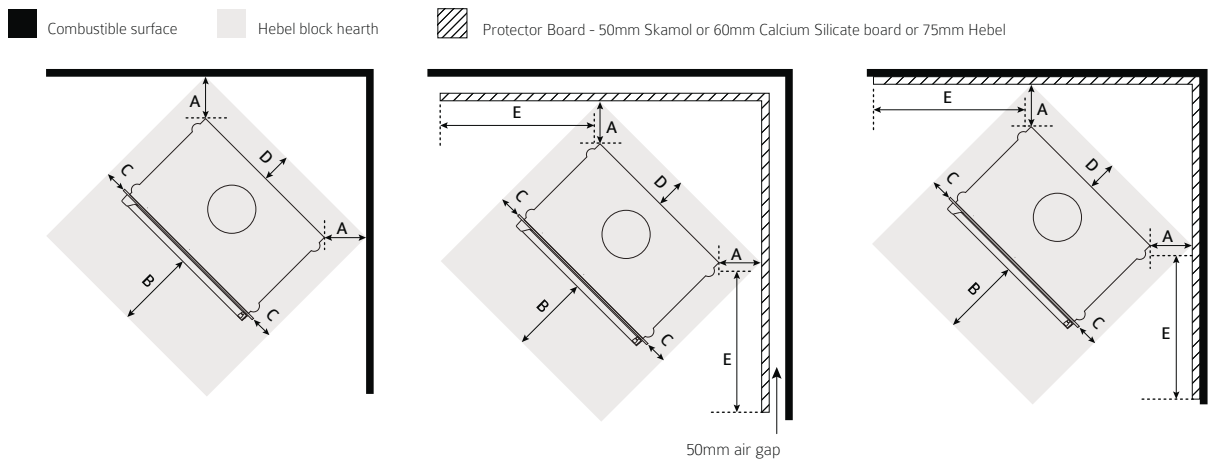
### Hearth recommendation:

It is highly recommended that Hebel Block material to be used as the hearth both directly below the appliance and extending beyond the appliance base. Please consult with retailer or installer if you wish to change the hearth material or clearances.

\* Please refer to Hearth Clearance document for further information.

# SIENA 750GF

## CLEARANCE TO COMBUSTIBLES - CORNER INSTALLATION



\* Door swing from right to left.

		Combustible surface	Protector Board with 50mm air gap	Protector Board attached to the combustible wall
A	Corner wall	1445	250	500
B	Hearth extension from the glass opening*	700	700	700
C	Hearth extension from the side of the heater	200	200	200
D	Hearth extension from the rear of the heater	200	200	200
E	Protector Board extension on wall (from rear corner of the appliance)	N/A	500	500
	Protector Board height from hearth	N/A	1900	1900
	Hearth thickness directly below the appliance	150	150	150
	Hearth thickness extending beyond the appliance*	50	50	50

### Hearth recommendation:

It is highly recommended that Hebel Block material to be used as the hearth both directly below the appliance and extending beyond the appliance base. Please consult with retailer or installer if you wish to change the hearth material or clearances.

\* Please refer to Hearth Clearance document for further information.